








# English Activity Book

ABC / numbers / fruits/ weather  
/ months/ prepositions/ colors /  
shapes / feelings

# Tracing Lines

Trace the line to connect the cactus.





A


A	A	A	A
A	A	A	A











B


B	B	B	B
B	B	B	B





C



D

D	D	D	D
D	D	D	D




# E

E	E	E	E
E	E	E	E




F

F	F	F	F
F	F	F	F



# G

G	G	G	G
G	G	G	G




# H

H	H	H	H
H	H	H	H



I

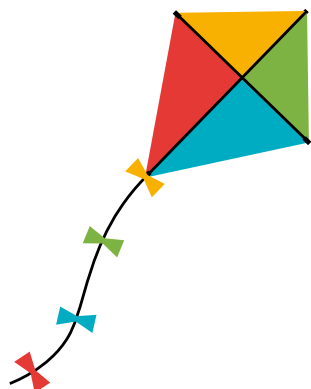
<p>.....</p>	<p>.....</p>	<p>.....</p>	<p>.....</p>
<p>.....</p>	<p>.....</p>	<p>.....</p>	<p>.....</p>











J

J	J	J	J
J	J	J	J





# K




L

L	L	L	L
L	L	L	L




# M

M	M	M	M
M	M	M	M











N

N	N	N	N
N	N	N	N



O











# P

P	P	P	P
P	P	P	P



# Q


			
			



R


R	R	R	R
R	R	R	R





S

S	S	S	S
S	S	S	S




T

<p>T</p>	<p>T</p>	<p>T</p>	<p>T</p>
<p>T</p>	<p>T</p>	<p>T</p>	<p>T</p>











U

U	U	U	U
U	U	U	U



V



W

W	W	W	W
W	W	W	W



X

X	X	X	X
X	X	X	X











Y

Y	Y	Y	Y
Y	Y	Y	Y



Z



# Let's Learn the Alphabet

Practice writing the alphabet below.



Aa Bb Cc Dd

Ee Ff Gg Hh

Ii Jj Kk Ll

Mm Nn Oo Pp

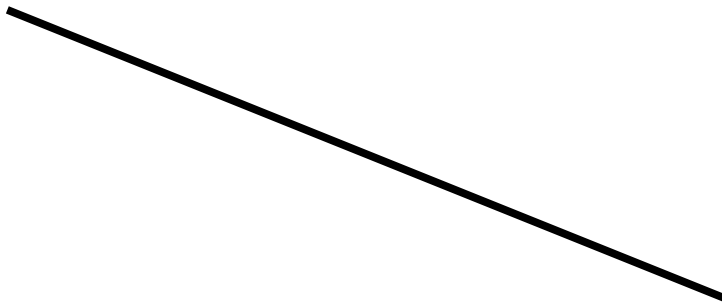
Qq Rr Ss Tt

Uu Vv Ww Xx

Yy Zz

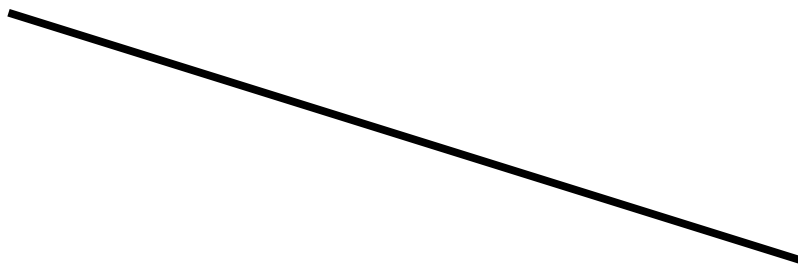

# Connecting Letters

Connect the upper and lower case letters.



# Connecting Letters

Connect the upper and lower case letters.



What color?




red

blue

green

What color?




yellow

red

green

What color?



red

yellow

orange

What color?




blue

red

pink

What color?



blue

brown

orange

What color?




white

red

pink

What color?



blue

black

orange

What color?




brown

red

pink


# Fruits

Look at the pictures and circle the correct words




Strawberry

Blueberry



Pineapple

Watermelon



Peach

Pear




Blueberries

Grapes



Pineapple

Banana




Pineapple

Kiwi




Lemon

Orange



Grapes

Cherries



Orange

Apple

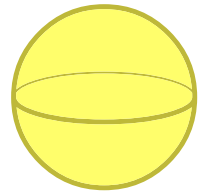
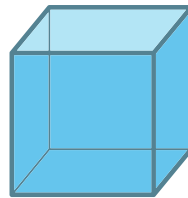
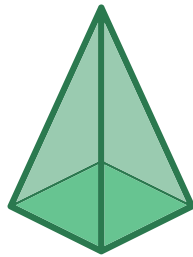
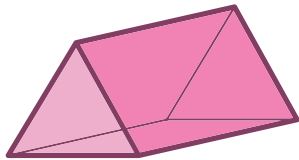


Apple

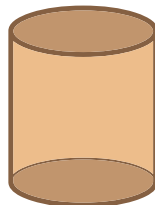

Tomato



# 3D Shapes



--	--	--	--



--	--	--











Cut the name of the 3D shape below and glue it under its name.



cube	prism	cone	pyramid
sphere	cylinder	cuboid	

# 2D Geometric shapes

Look at the pictures and circle the correct words

	<div>Trapezium</div> <div>Triangle</div>		<div>Hexagon</div> <div>Trapezium</div>
	<div>Oval</div> <div>Circle</div>		<div>Heptagon</div> <div>Octagon</div>
	<div>Square</div> <div>Rectangle</div>		<div>Star</div> <div>Moon</div>
	<div>Rhombus</div> <div>Rectangle</div>		<div>Moon</div> <div>Heart</div>
	<div>Pentagon</div> <div>Hexagon</div>		<div>Circle</div> <div>Oval</div>

# EVERYDAY ACTIONS

Look at the pictures and label the actions

do your homework

have lunch

play with friends

get dressed

brush your teeth

go to bed

have breakfast

have a bath

pack your bag

wake up

go to school

ride a bike



# Feelings

1- Look at the pictures and trace the words.



Happy



Excited



Sad



Scared



Angry

2- Match the pictures with the words.



scared

happy

sad

excited

angry

3- Draw faces with different feelings. Point and say.



# DRAWING ACTIVITY

# FEELINGS



Happy



Surprised



Angry



Scared



Sad



Tired



# Day and Night



During the day, the sun is in the sky, and we can see it.  
As Earth spins, the sun goes away and it gets dark at night.

**Directions:** Check the box (✓) to show if the picture is of day or night.



**Day**

☐

**Night**

☐☐☐☐☐☐☐☐☐

# Types of Weather

Using the word bank, name each of the weather events.


Rainy Cloudy Sunny Tornado Snowing Lightning



---



---



---



---



---



---

## Writing Practice

# Days of the Week

Monday

Tuesday

Wednesday

Thursday

Friday

Saturday

Sunday



## Writing Practice

# Numbers

**1**

One

**2**

Two

**3**

Three

**4**

Four

**5**

Five

**6**

Six

**7**

Seven

**8**

Eight

**9**

Nine

**10**

Ten

## Writing Practice

# Numbers

**11**

Eleven

**12**

Twelve

**13**

Thirteen

**14**

Fourteen

**15**

Fifteen

**16**

Sixteen

**17**

Seventeen

**18**

Eighteen

**19**

Nineteen

**20**

Twenty

## Writing Practice

# Months of the Year

January

February

March











April

May


June

# Prepositions

Look at the images demonstrating prepositions of place and movement and choose the correct answer.

	<div>Above</div> <div>Under</div> <div>In</div>		<div>At</div> <div>In</div> <div>On</div>
	<div>Under</div> <div>Above</div> <div>Next to</div>		<div>Between</div> <div>Behind</div> <div>On</div>
	<div>Next to</div> <div>Under</div> <div>Between</div>		<div>Above</div> <div>Next to</div> <div>In</div>
	<div>In front of</div> <div>Behind</div> <div>Next to</div>		<div>Next to</div> <div>Near</div> <div>Between</div>
	<div>Up</div> <div>In</div> <div>Out</div>		<div>Into</div> <div>Down</div> <div>On</div>

# PREPOSITIONS



Fill in the blanks using the following list of prepositions:

- 1 The bear is standing \_\_\_\_\_ the stool.
- 2 The sun is shining \_\_\_\_\_ the tree.
- 3 The rocking horse is \_\_\_\_\_ the table.
- 4 The cat is \_\_\_\_\_ the treasure chest.
- 5 The flowers are \_\_\_\_\_ the vase.
- 6 The bee is buzzing \_\_\_\_\_ the flowers.
- 7 The table is \_\_\_\_\_ the vase.
- 8 The stool is \_\_\_\_\_ the bear.

**above**

**in**

**below**

**under**

**above**


**under**

**on**

**inside**

# ROOMS IN A HOUSE

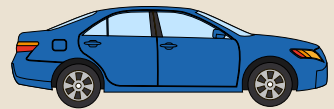
Look at the pictures and identify which part of the house they belong to. Tick the box of the correct answer.



- ☐ kitchen
- ☐ garage
- ☐ living room



- ☐ laundry area
- ☐ living room
- ☐ dining room



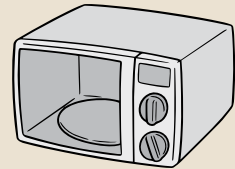
- ☐ garage
- ☐ bedroom
- ☐ attic



- ☐ kitchen
- ☐ garden
- ☐ bedroom



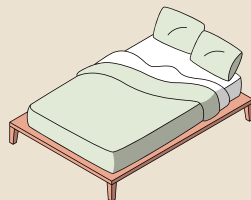
- ☐ dining room
- ☐ bathroom
- ☐ kitchen



- ☐ garage
- ☐ living room
- ☐ kitchen



- ☐ bedroom
- ☐ dining room
- ☐ bathroom



- ☐ garage
- ☐ living room
- ☐ bedroom



- ☐ garden
- ☐ attic
- ☐ kitchen